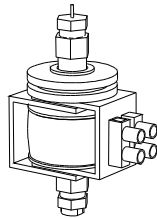


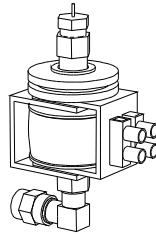
FC 1
367501

30D
85D
95D s/n 2735 -
800
900/1000
90/100
150
86D
96D



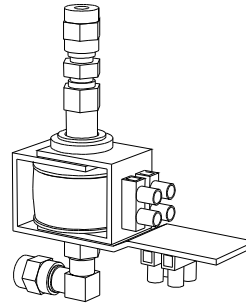
FC 2
367502

M26
M40
M2600
M4000



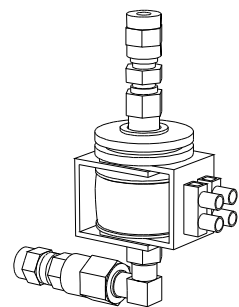
FC 3
367503

3000D
3000Dx
95D s/n - 2734



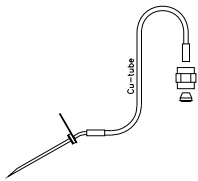
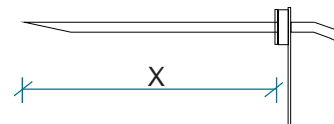
FC 4
367504

1300
1800
2400
3200



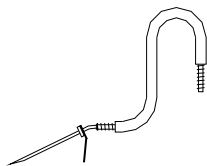
FC 5 (FC 6)
367505

40D



367306
(X=56 mm)

30D
40D
85D
86D
95D s/n 2735 -
96D



367310
(X=49 mm)

95D s/n -2734

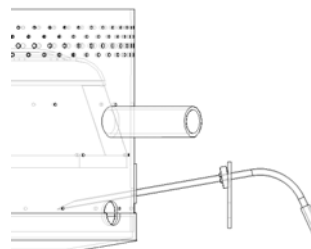
367309
(X=49 mm)

3000D
3000Dx

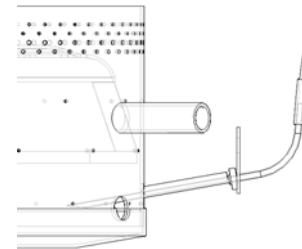
Heater	Equip. Nr.	Code	X	
m2600	- 2650	367307	61	350
M2600	2651 - 3337	367308	50	350
M26	3338 -	367308	50	350
m4000	- 871	367311	46	200
m4000	872 - 2834	367312	65	510
M4000	2835 - 3453	367313	50	510
M40	3454 -	367313	50	510



The direction of the slanted tip of the needle in the burner must be considered when installing the fuel needle. The following rules apply to all diesel-running devices.



2. If the burner DOES NOT have a protective pipe, then the slant of the needle goes towards the upper edge of the burner.



3. If the burner HAS a protective pipe, then the slant of the needle goes towards the base of the burner.